

# Important Check Out Information

## San Rafael Hall

(Double & Single Rooms)

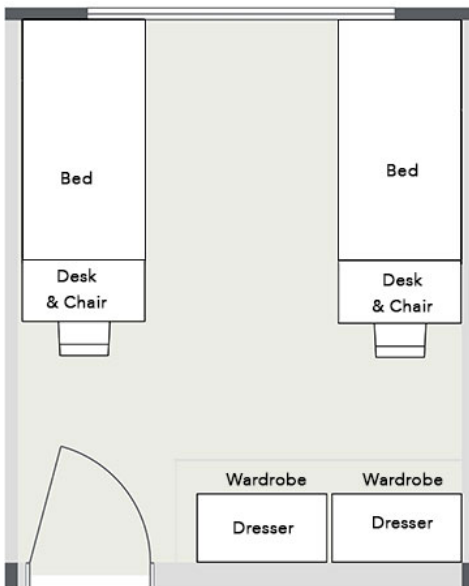
### EXISTING TRIPLE ROOMS SHOULD STAY IN THEIR ORIGINAL SETTING.

Please check the 3D floor plans on your building's page on our website to see triple room configuration.

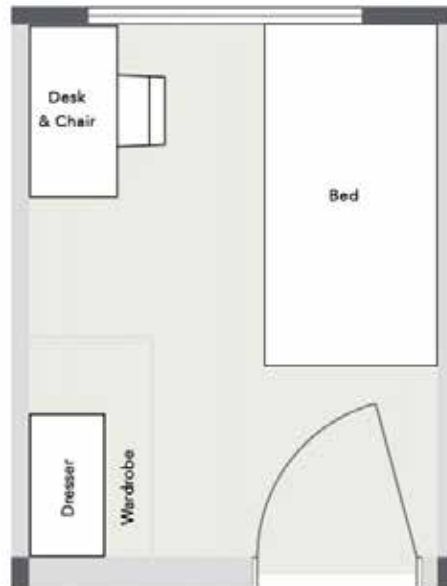


Your room should be arranged according to the respective diagram below. Note that the dresser is in the closet. Please make sure to leave your room the way you found it!

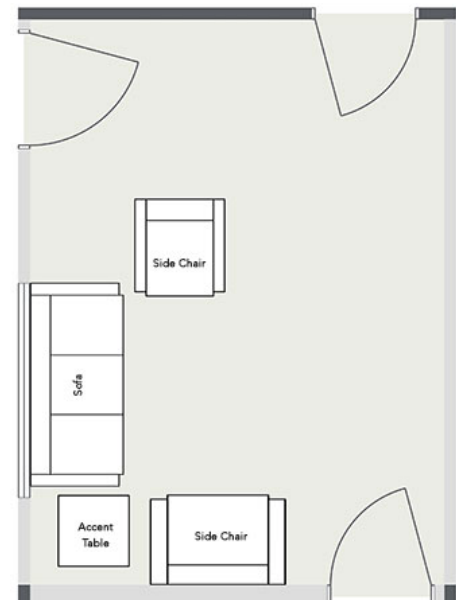
### Double Room



### Single Room



### Living Room



All extra headboards, wooden rails, bolts, washers, and pegs must be present in your room at the time of check out or you will be charged for their replacement. Please note that all of the furniture, lamps, and surge protectors (in triples) that were originally present in your room need to be present at the time of check out.

If you have any questions about the check out procedures, please see your Resident Assistant.